

3F OIL PALM AGROTECH PRIVATE LIMITED
BALANCE SHEET AS AT 31st MARCH, 2016


In Rupees

PARTICULARS	Note	As at 31st March, 2016		As at 31st March, 2015	
EQUITY AND LIABILITIES					
Shareholders' Funds					
Share Capital	3	100,100,000		100,100,000	
Reserves and Surplus	4	326,260,062		304,978,846	
			426,360,062		405,078,846
Non-Current Liabilities					
Long Term Borrowings	5	100,493,043		16,315,311	
Deferred Tax Liabilities (Net)	6	29,724,709		28,341,573	
Long-Term Provisions	7	2,700,827		2,850,190	
			132,918,579		47,507,074
Current Liabilities					
Short-Term Borrowings	8	155,775,619		179,723,274	
Trade Payables	9				
(a) Micro, Small, Medium Enterprises		-		-	
(b) Other than MSMEs		24,700,366		20,685,885	
Other Current Liabilities	10	38,823,219		40,858,382	
Short-Term Provisions	11	2,791,694		19,437,489	
			222,090,898		260,705,030
Total			781,369,539		713,290,951
ASSETS					
Non-Current Assets					
Fixed Assets					
Tangible Assets	12	291,524,402		307,752,377	
Intangible Assets		111,984		93,694	
Capital Work - in - progress		131,111,975	422,748,361	31,006,095	338,852,166
Non-Current Investments	13		77,522,310		77,522,310
Long-Term Loans and Advances	14		43,483,684		41,593,572
Current Assets					
Inventories	15	83,434,845		94,508,719	
Trade Receivables	16	24,166,798		39,056,169	
Cash and Bank Balances	17	18,428,595		32,076,169	
Short-Term Loans and Advances	18	108,917,508		85,751,067	
Other Current Assets	19	2,667,438		3,930,778	
			237,615,184		255,322,903
Total			781,369,539		713,290,951

Corporate Information and Significant Accounting Policies 1 & 2


Accompanying Notes form an integral part of Financial Statements

As per our report of even date attached
for M. BHASKARA RAO & CO
Chartered Accountants
Firm Registration No.: 0004595


M.V. RAMANA MURTHY
Partner

Place: Hyderabad
Date: August 20, 2016

For and on behalf of the Board
3F Oil Palm Agrotech Private Limited


Director

Director

Company Secretary

3F OIL PALM AGROTECH PRIVATE LIMITED
STATEMENT OF PROFIT AND LOSS FOR THE YEAR ENDED 31st MARCH, 2016

In Rupees

Particulars	Note	Year ended on 31st March 2016	Year ended on 31st March 2015
Income :			
Revenue from operations	20	1,153,004,837	1,198,819,353
Other Income	21	1,732,674	1,972,263
Total Revenue		1,154,737,511	1,200,791,616
Expenses:			
Cost of materials consumed	22	861,539,932	887,164,026
Purchase of Stock - in - Trade		19,844,141	22,685,571
Changes in Inventories of finished Goods work-in-progress and Stock-in-trade	23	12,430,411	(324,353)
Employee benefits expense	24	60,265,574	58,302,254
Finance costs	25	24,843,154	26,194,640
Depreciation and amortization	12	21,803,563	24,611,495
Other expenses	26	117,346,383	106,836,987
Total expenses		1,118,073,158	1,125,470,619
Profit before tax		36,664,353	75,320,997
Tax expense :			
(-)Current Tax		14,000,000	20,000,000
(-)Deferred Tax		1,383,137	753,974
Profit after tax		21,281,216	54,567,023
Earnings per equity share of Rs. 10/- each fully paid :	35		
Basic		2.13	5.45
Diluted		2.13	5.45

Corporate Information and Significant Accounting Policies

1 & 2

Accompanying Notes form an integral part of Financial Statements

As per our report of even date attached


for **M. BHASKARA RAO & CO**

Chartered Accountants


Firm Registration No.: 000459S

For and on behalf of the Board

3F Oil Palm Agrotech Private Limited



M.V.RAMANA MURTHY
Partner



Director

Director

Place: Hyderabad

Date: August 20, 2016

Company Secretary