

VIATON ENERGY PRIVATE LIMITED
BALANCE SHEET AS AT 31st MARCH, 2016

PARTICULARS	Note	As at 31st March, 2016		As at 31st March, 2015	
EQUITY AND LIABILITIES					
Shareholders' Funds					
Share Capital	3	130,000,000		130,000,000	
Reserves and Surplus	4	(53,166,979)		(39,426,224)	
			76,833,021		90,573,776
Share Application Money Pending Allotment					
Non-Current Liabilities					
Long Term Borrowings	5	514,670,203		530,690,206	
Other Long Term Liabilities	6	267,302,152		283,479,248	
Long-Term Provisions	7			-	
			781,972,355		814,169,454
Current Liabilities					
Short-Term Borrowings	8	168,991,038		76,517,765	
Trade Payables	9	72,742,320		8,698,099	
Other Current Liabilities	10	72,791,957		78,171,842	
Short-Term Provisions	11	-		-	
			314,525,315		163,387,706
Total			1,173,330,690		1,068,130,936
ASSETS					
Non-Current Assets					
Fixed Assets					
Tangible Assets	12	897,716,948		905,766,649	
Intangible Assets		13,386		21,400	
Capital Work - in - progress	12.a	1,891,873	899,622,207	3,086,378	908,874,428
Non-Current Investments	13				
Long-Term Loans and Advances	14	3,980,381	3,980,381	1,781,709	1,781,709
Current Assets					
Inventories	15	192,440,259		101,717,127	
Trade Receivables	16	40,296,307		32,939,894	
Cash and Bank Balances	17	12,404,199		8,000,018	
Short-Term Loans and Advances	18	2,833,830		2,391,546	
Other Current Assets	19	21,753,506		12,426,214	
			269,728,102		157,474,799
Total			1,173,330,690		1,068,130,936

Significant Accounting Policies

2


Accompanying Notes form an integral part of Financial Statements

(0)

(0)

As per our report of even date attached for Akash & Associates
Chartered Accountant

Akash M
Proprietor
M No. 216467
Firm No. 0129005



for and on behalf of the Board









Amit Dalmia
Director
DIN: 00210919

Arunanshu Agarwal
Director
DIN: 00166400

Vedanti Raut
Company Secretary
M.No.: A41580

Place: Mumbai
Date: 21/07/2016

VIATON ENERGY PRIVATE LIMITED
STATEMENT OF PROFIT AND LOSS FOR THE YEAR ENDED 31st MARCH, 2016

Particulars	Note	Year ended on 31st March, 2016	Year ended on 31st March, 2015
Income :			
Revenue from operations	20	377,955,469	354,228,082
Other Income	21	36,418	399,540
Total Revenue		377,991,887	354,627,622
Expenses:			
Cost of Materials Consumed	22	204,942,826	204,768,082
Employee Benefits Expense	23	30,616,397	25,372,864
Finance Costs	24	83,647,756	72,566,626
Depreciation and Amortization	12	33,616,596	33,037,226
Other Expenses	25	38,909,068	33,024,427
Misc. Exps to the extent writtenoff	26		1,412,240
Total expenses		391,732,643	370,181,465
Profit/(Loss) before tax		(13,740,756)	(15,553,843)
Tax expense :			
Current Tax			
MAT Credit			
Profit/(Loss) for the year from continuing operations		(13,740,756)	(15,553,843)
Profit/(Loss) for the year from discontinuing operations			
Tax expense of discontinuing operations			
Profit/(Loss) from discontinuing operations after tax			
Profit/(Loss) for the period		(13,740,756)	(15,553,843)
Balance in profit and loss brought forward		(39,426,224)	(23,872,381)
Less:- Preoperative Expenses Capitalised alongwith the Fixed			
Balance carried forward		(53,166,979)	(39,426,224)
Earnings per share		(1.06)	(1.20)
Basic and diluted - par value Rs 10. per share			
Significant Accounting Policies	2		
Accompanying Notes form an integral part of the profit and loss account.			
As per our report of even date attached for Aakash & Associates Chartered Accountant			
 Akash M Proprietor M No.216467 Firm No.0129005		for and on behalf of the Board  Amit Dalmia Director DIN:00210919	
		 Arunanshu Agarwal Director DIN: 00166400	
Place: Mumbai Date: 21/07/2016		 Vedanti Raut Company Secretary M.No.: A41580	